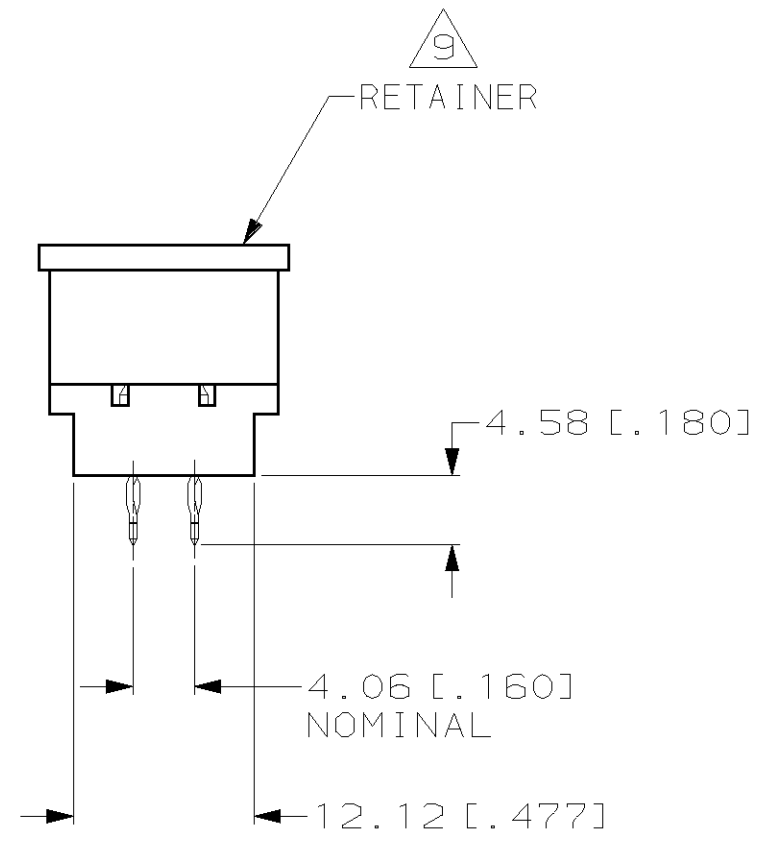
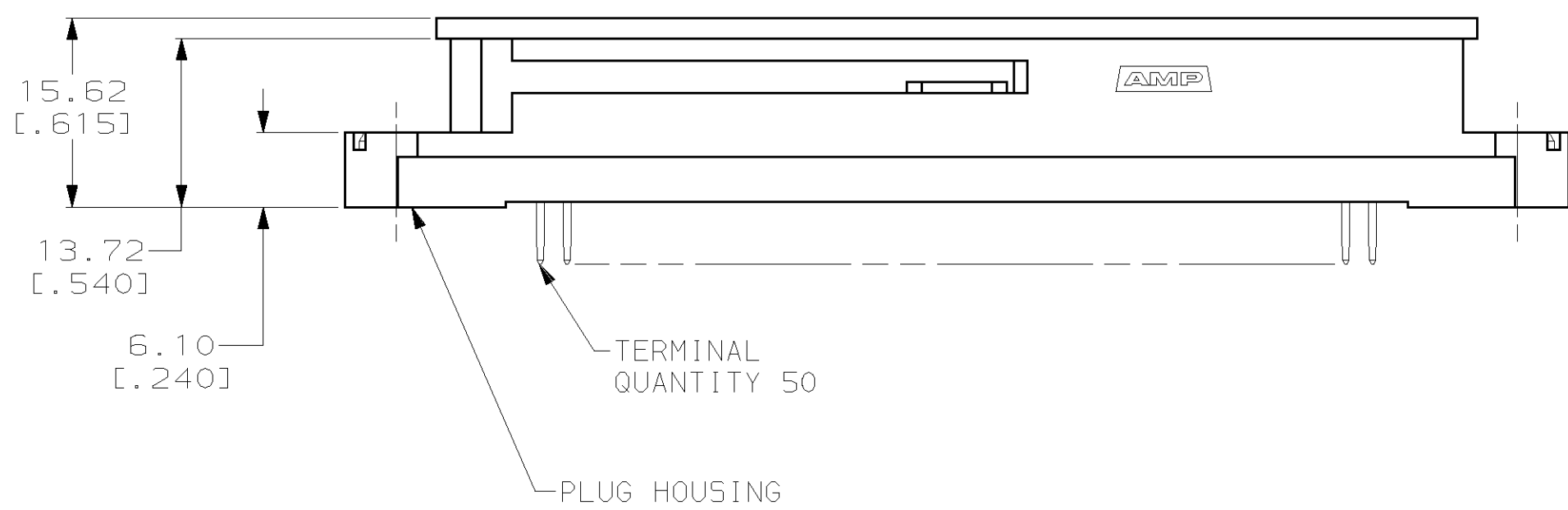
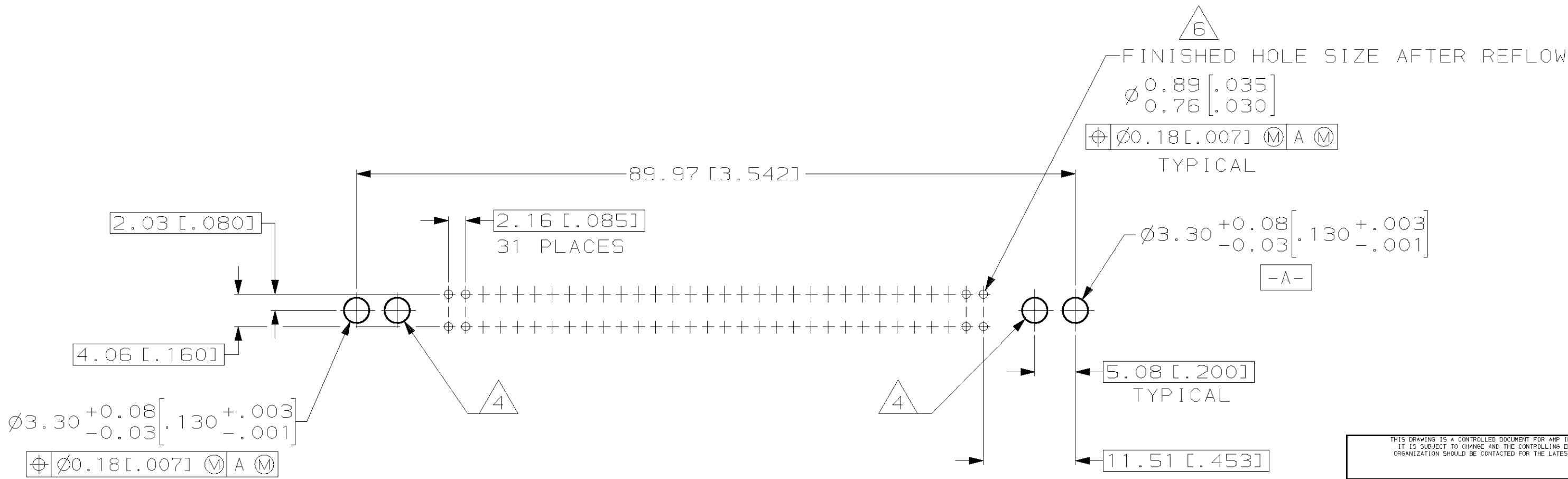
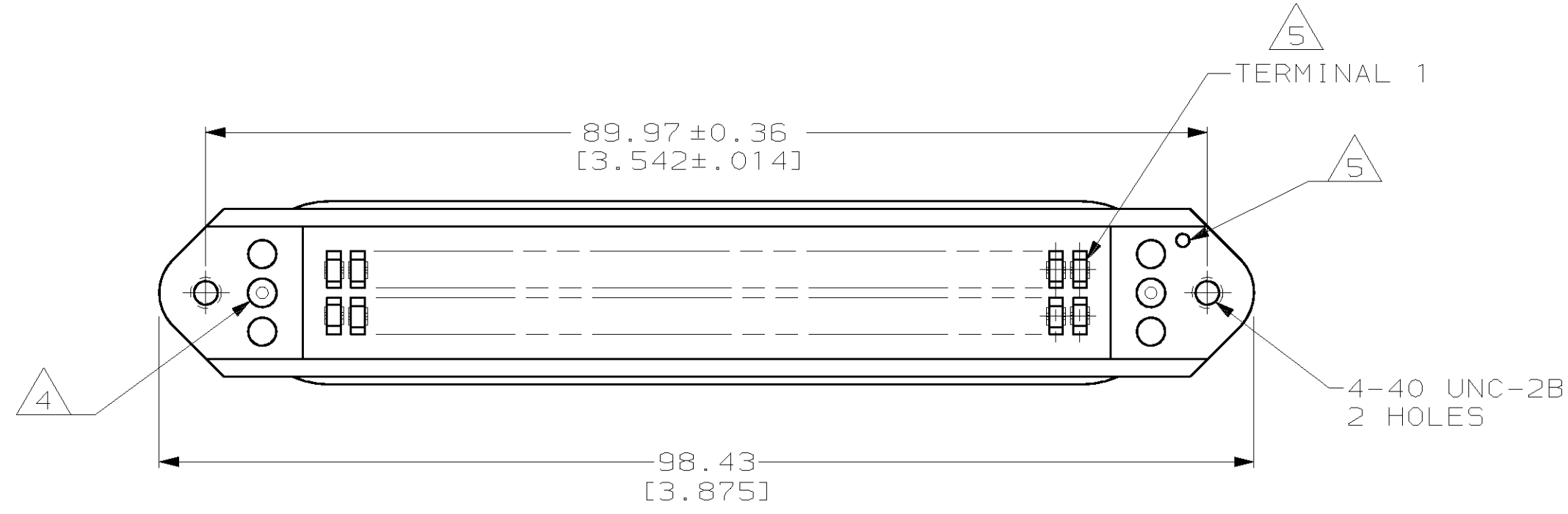


THIS DRAWING IS UNPUBLISHED. RELEASED FOR PUBLICATION
 (C) COPYRIGHT 19 BY AMP INCORPORATED. ALL RIGHTS RESERVED.

LOC	DIST	REVISIONS					
		P	LTR	DESCRIPTION	DATE	DWN	APVD
AA	20	F		REVISED; EC 0UFO-0130-01	28SEP01	DLD	EWB



- DIMENSIONS ARE MAXIMUM UNLESS OTHERWISE SPECIFIED.
- MATERIAL: HOUSING - POLYESTER MOLDING COMPOUND BLACK.
 TERMINAL - COPPER ALLOY PLATED WITH 0.76µm [.000030] MINIMUM THICK GOLD ON MATING SURFACE AND 0.13µm [.000005] MINIMUM THICK GOLD ON ACTION PIN AREA OVER 1.27µm [.000050] MINIMUM THICK NICKEL UNDERPLATE OVER ENTIRE TERMINAL.
 RETAINER - POLYETHYLENE, NATURAL.
- THE CONTACT SURFACES OF THE TERMINALS ARE COATED WITH LUBRICANT.
- OPTIONAL MOUNTING HOLE FOR SELF-TAPPING SCREW.
- THRU HOLE ON HOUSING FLANGE INDICATES POSITION 1 LOCATION.
- ALL PLATED-THRU HOLES SHALL BE PER AMP SPEC 115-6072.
- 284N[64 LBS] MINIMUM FORCE REQUIRED TO UNSEAT CONNECTOR FROM PRINTED CIRCUIT BOARD WITHOUT USE OF HARDWARE.
- CENTER-TO-CENTER SPACING OF TERMINALS IS .085 NOMINAL.
- RETAINER MUST REMAIN INSTALLED UNTIL AFTER CONNECTOR HAS BEEN INSERTED INTO PCB HOLES.



PRINTED CIRCUIT BOARD MOUNTING DIMENSIONS

554759-1
PART NUMBER

THIS DRAWING IS A CONTROLLED DOCUMENT FOR AMP INCORPORATED. IT IS SUBJECT TO CHANGE AND THE CONTROLLING ENGINEERING ORGANIZATION SHOULD BE CONTACTED FOR THE LATEST REVISION.		DWN A. HOLT 31 MAY 85	AMP AMP Incorporated Harrisburg, PA 17105-3608
DIMENSIONS: mm [INCHES]		CHK B. FOX 05 JUN 85	
TOLERANCES UNLESS OTHERWISE SPECIFIED: 0 PLC ± 1 PLC ± 2 PLC ± 3 PLC ± 4 PLC ± ANGLES ± FINISH		APVD R. FLAHERTY 06 JUN 85	NAME PLUG ASSEMBLY, 64 POSITION, SELF-RETAINED, ACTION PIN, CHAMP-LOK
MATERIAL		PRODUCT SPEC -	SIZE A2
		APPLICATION SPEC -	CAGE CODE 00779
		WEIGHT -	DRAWING NO 554759
		CUSTOMER DRAWING	SCALE 2:1
			SHEET 1 OF 1
			REV F

554759